
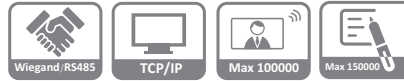


Four-door Access Controller



- Removable terminal blocks support ease of wiring
- Scalable up to 64 four-door controllers managed by SmartPSS
- Supports controlled lock down of all connected access doors
- Easily integrate biometrics to secure sensitive locations
- Enable anti-passback and multi-door interlock to control traffic in high security applications



Technical Specification

System

Main Processor	32-bit ARM Cortex-M3
Memory	16 MB (32 MB external)

Input/Output Ports

Inputs	Nine (9) Normally Open, Supervised Inputs, 0 VDC to 5 VDC nominal: <ul style="list-style-type: none"> • Four (4) Door Sensors • Four (4) Exit Buttons • One (1) Alarm
Outputs	Five (5) Dry Relays: <ul style="list-style-type: none"> • Four (4) Lock Relays Form C, 3 A at 24 VDC maximum¹ • One (1) Alarm Relay, Switching Signal Type, 1 A at 24 VDC maximum
Readers	Four (4) Reader Inputs <ul style="list-style-type: none"> • 11 VDC to 13 VDC, current limited • 300 mA, maximum per port

Capacity

Card Holders	100,000
Events	150,000

Functions

Unlock Modes	Card, Fingerprint, Password, Card + Password, Card or Password, Card + Fingerprint, Fingerprint + Password, and By Period
User Management	General, VIP, Guest, Patrol, Black List, Duress
Alarm Function	<ul style="list-style-type: none"> • Door time-out Alarm • Intrusion Alarm • Duress Alarm • Tamper Alarm
Schedule Settings	Schedule: 128 Groups Period: 128 Groups Holiday: 128 Groups

Interface

Reader Compatibility ²	
Wiegand Reader Data	24 AWG, 5 conductor stranded cable without shield, 40.0 m (131.23 ft), maximum
RS485 Reader Data	24 AWG, 120 Ω Impedance, 3 conductor stranded cable without shield, 100.0 m (328.08 ft) maximum. Use a separate power supply to extend the RS485 reader data up to 1000.0 m (3280.84 ft), maximum
Network Compatibility	TCP/IP, RJ-45 (10/100 Mbps)

Operations

Power Supply	External 9 VDC to 15 VDC, 500 mA Power Supply is Required
On-board Lithium Battery	3 V, 220 mAh, CR2032
Operating Temperature	-30° C to +60° C (-22° F to +140° F)
RTC	Support

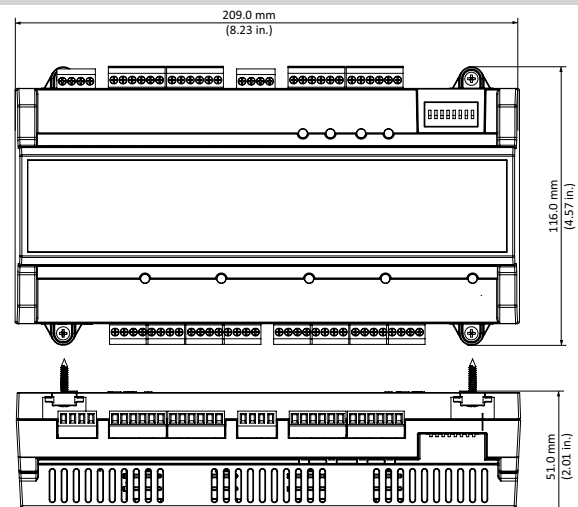
Construction

Dimensions	280.0 mm x 320.0 mm x 114.0 mm (11.02 in. x 12.60 in. x 4.49 in.)
Net Weight	2.0 kg (4.41 lb)

Certifications

Safety	UL 60950-1 & CAN/CSA C22.2 No. 60950-1-07 EN 60950:2006+A2:2013
Electromagnetic Compatibility (EMC)	FCC CFR 47 Part 15 subpart B EN 55022:2010/AC:2011 (Class B) EN 55024:2010, EN 50130-4:2011, EN 61000-6-3:2007/A1:2011 EN 61000-3-2:2006+A1:2009+A2:2009 EN 61000-3-3:2013, IEC 61000-4-2:2008, IEC 61000-4-3:2006+A1:2007 IEC 61000-4-4:2012, IEC 61000-4-5:2005, IEC 61000-4-6:2008, IEC 61000-4-8:2009 IEC 61000-4-11:2004

Dimensions (mm/in.)



1. A 12/24 VDC external power supply is required to supply power to door locks.
2. Larger gauge cable will not extend stated maximum distance.