



Dahua 4/8-Port PoE Switch User's Manual

V1.0.3

Zhejiang Dahua Vision Technology CO., LTD

Important Safeguards and Warnings

Attention:

Please read the following safeguards and warnings carefully before using the product in order to avoid damages and losses.

Note:

- Do not expose the device to lampblack, steam or dust. Otherwise it may cause fire or electric shock.
- Do not install the device at position exposed to sunlight or in high temperature. Temperature rise in device may cause fire.
- Do not expose the device to humid environment. Otherwise it may cause fire.
- The device must be installed on solid and flat surface in order to guarantee safety under load and earthquake. Otherwise, it may cause device to fall off or turnover.
- Do not place the device on carpet or quilt.
- Do not block air vent of the device or ventilation around the device. Otherwise, temperature in device will rise and may cause fire.
- Do not place any object on the device.
- Do not disassemble the device without professional instruction.

Warning:

- Please use battery properly to avoid fire, explosion and other dangers.
- Please replace used battery with battery of the same type.
- Do not use power line other than the one specified. Please use it properly. Otherwise, it may cause fire or electric shock.

Special Announcement:

- This manual is for reference only.
- All the designs and software here are subject to change without prior written notice.
- All trademarks and registered trademarks are the properties of their respective owners.
- If there is any uncertainty or controversy, please refer to the final explanation of us.
- Please visit our website for more information.
- The function of the ITE being investigated to IEC 60950-1 is considered not likely to require connection to an Ethernet network with outside plant routing, including campus environment.
- The installation instructions clearly state that the ITE is to be connected only to PoE networks without routing to the outside plant.

Applicable Models:

The manual can be applied to the following models:

DH-PFS3106-4P-60, DH-PFS3110-8P-96

Table of Contents

1	Product Overview	- 1 -
1.1	Features.....	- 1 -
1.2	Typical Application	- 1 -
2	Device Structure	- 3 -
2.1	4-Port PoE Switch	- 3 -
2.1.1	Front Panel.....	- 3 -
2.1.2	Upper Cover	- 5 -
2.1.3	PoE Power Supply	- 5 -
2.2	8-Port PoE Switch	- 6 -
2.2.1	Front Panel.....	- 6 -
2.2.2	Upper Cover	- 7 -
2.2.3	PoE Power Supply	- 7 -
3	Installation Guide	- 8 -
	Appendix 1 Technical Specification	- 9 -

1 Product Overview

1.1 Features

Common Features:

- Two-layer industrial POE switch.
- Conform to IEEE802.3, IEEE802.3u, IEEE802.3ab/z and IEEE802.3X standards.
- MAC auto study and aging, MAC address list capacity is 8K.
- All ports self-adapt MDI/MDIX mode.
- All the 10/100M self-adaptive RJ45 ports support IEEE802.3af, IEEE802.3at standard power supply.
- Industrial wide temperature design.
- Adopt metal structure.
- Support DC 53V power supply.

Individual Features:

- 4-port PoE switch 1 100/1000M self-adaptive SFP fiber port, 1*10/100/1000M self-adaptive RJ45 port and 4 10/100M self-adaptive RJ 45 ports.
- 4-port PoE switch with 60W power adapter.
- 8-port PoE switch supports 1 1000M SFP fiber port, 1*10/100/1000M self-adaptive RJ45 port and 8 10/100M self-adaptive RJ 45 ports.
- 8-port PoE switch with 96W power adapter.

1.2 Typical Application

The typical application of the device is shown in Figure 1- 1

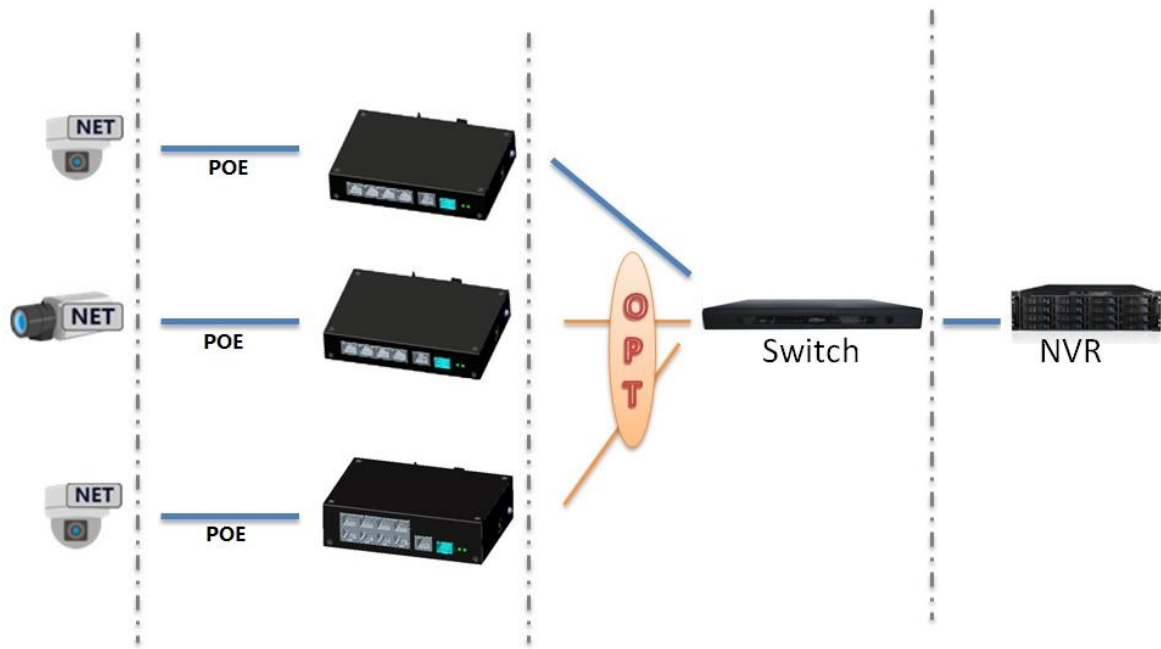


Figure 1- 1

2 Device Structure

2.1 4-Port PoE Switch

2.1.1 Front Panel

The front panel is shown in Figure 2-1.

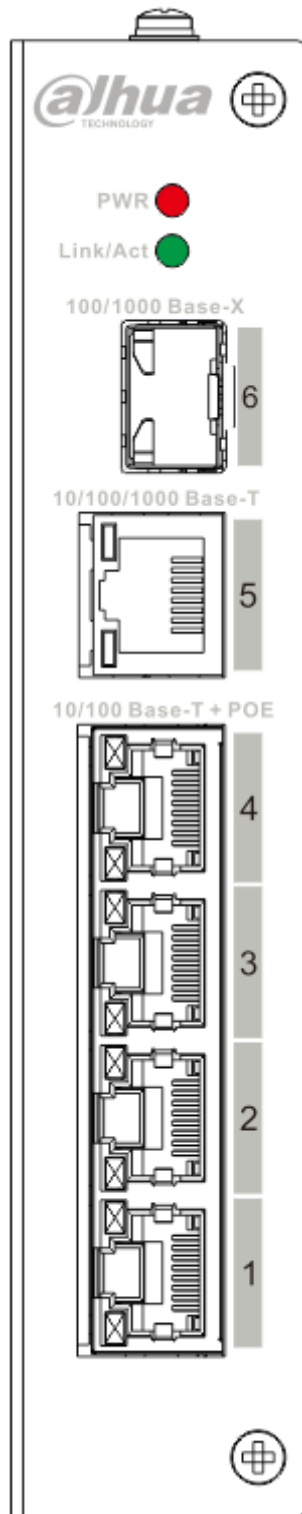


Figure 2-1

SN	Name	Note
1	10/100 Base-T	4 10/100M self-adaptive PoE power supply ports.
2	10/100/1000 Base-T	10/100/1000M self-adaptive RJ45 port.
3	100/1000 Base-X	100/1000M self-adaptive SFP fiber port.

SN	Name	Note
4	Link/Act	Fiber port status indicator
5	PWR	Power indicator

Sheet 2-1

2.1.2 Upper Cover

The device power port is shown in Figure 2-2, support DC48-57V power supply.

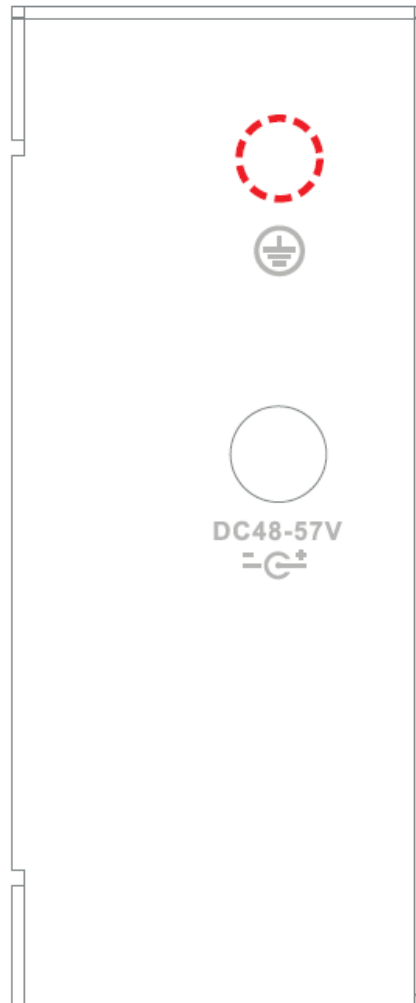


Figure 2-2

2.1.3 PoE Power Supply

- 4 10/100M RJ45 ports support IEEE802.3af, IEEE802.3at standard power supply.
- Support 4 10/100M RJ45 Ports IEEE802.3af standard power supply simultaneously.
- Support 2 10/100M RJ45 ports IEEE802.3at standard power supply simultaneously.

2.2 8-Port PoE Switch

2.2.1 Front Panel

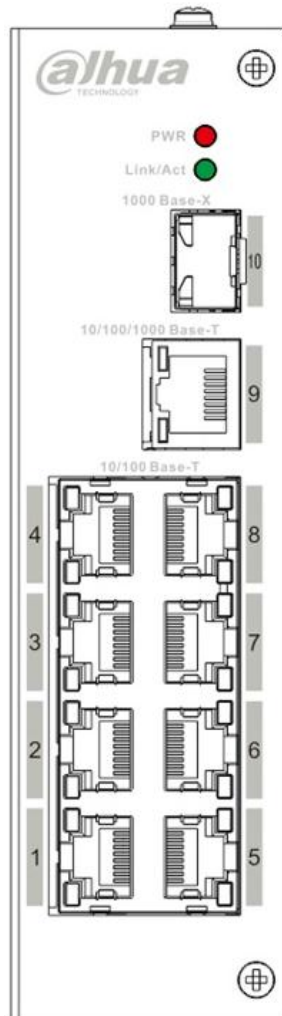


Figure 2-3

SN	Name	Note
1	10/100 Base-T	8 10/100M self-adaptive RJ45 ports, which are used for PoE power supply.
2	10/100/1000 Base-T	10/100/1000M self-adaptive RJ45 port.
3	1000 Base-X	1000M self-adaptive SFP fiber port.
4	Link/Act	Fiber port status indicator.
5	PWR	Power indicator.

2.2.2 Upper Cover

The device power port is shown in Figure 2-4, support DC48-57V power supply.



Figure 2-4

2.2.3 PoE Power Supply

- 8 10/100M RJ45 ports support IEEE802.3af, IEEE802.3at standard power supply.
- Support several RJ45 Ports IEEE802.3af and IEEE802.3at standard power supply simultaneously, total power consumption of PoE power supply is less than 93W.

3 Installation Guide

PoE switch supports DIN rail mounting. Lay the switch hook on the rail, press the PoE switch to make the buckle get into the slide, see Figure 3-1.

Note:

4-port PoE switch supports the slide width of 28mm.

8-port PoE switch supports the slide width of 38mm.

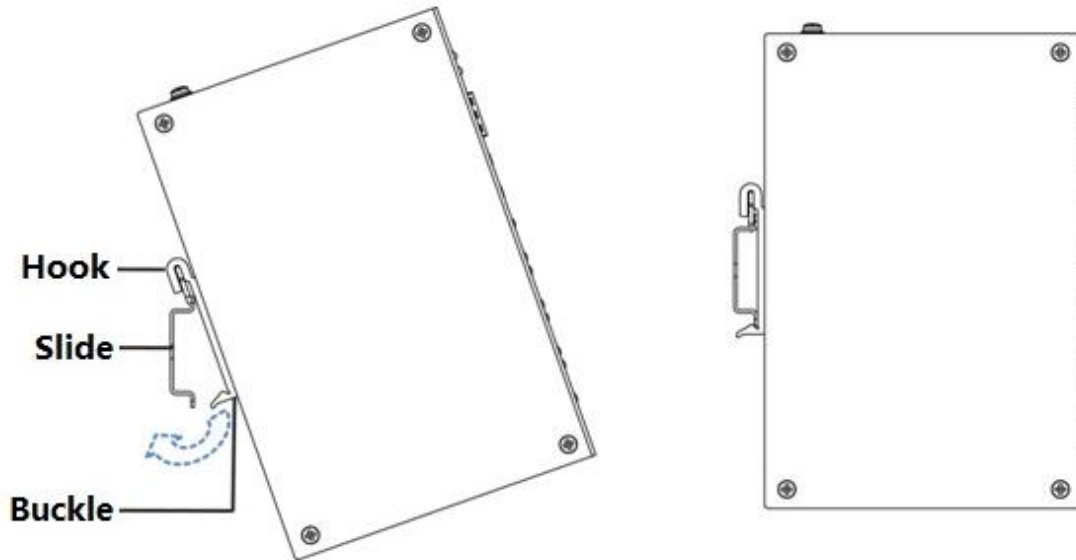


Figure 3-1

. Appendix 1 Technical Specification

Technical Parameters	DH-PFS3106-4P-60	DH-PFS3110-8P-96
Physical Port		
Business Port	1*100/1000 Base-X、 1*10/100/1000 Base-T、 4*10/100 Base-T (POE power supply)	1*1000 Base-X、 1*10/100/1000 Base-T、 8*10/100 Base-T (POE power supply)
Technical Index		
Exchange Capacity	6.80Gbps	7.60Gbps
Packet Forwarding Rate	3.57Mpps	4.17Mpps
Exchange Mode	Store & forward	Store & forward
MAC Study	MAC auto study, address list capacity 8K	MAC auto study, address list capacity 8K
Common Parameters		
Lightning Protection Level	Lightning protection level 4	Lightning protection level 4
Indicator	Power indicator, fiber port status indicator	Power indicator, fiber port status indicator
Power	Default DC53V power adapter	Default DC53V power adapter
Power Consumption	≤60W	≤96W
Application Humidity	10%~90%	10%~90%
High &Low Temperature	- 30℃~65℃	- 30℃~65℃
Weight	480g	540g
Dimension	150mm×100mm×30mm	150mm×100mm×42mm



Note

- This user's manual is for reference only.
- Slight difference may be found in user interface.
- All the designs and software here are subject to change without prior written notice.
- All trademarks and registered trademarks are the properties of their respective owners.
- If there is any uncertainty or controversy, please refer to the final explanation of us.
- Please visit our website for more information.



Zhejiang Dahua Vision Technology Co., Ltd

Address: No.1199 Bin'an Road, Binjiang District, Hangzhou, China.

Postcode: 310053

Tel: +86-571-87688883

Fax: +86-571-87688815

Email:overseas@dahuatech.com

Website: www.dahuasecurity.com